

CAPE BRETON EXHIBITION 2023

Light Horse Booklet



Brought to you by: The Cape Breton Exhibition Society

August 15th – 19th 2023

Cape Breton Exhibition Grounds, North Sydney Nova Scotia

Judge: Jane Abbott

With Top Competitors from across the Maritimes.

SCOTIA SERIES and MARITIME BARREL RACING ASSOCIATION EVENT!




Table Of Contents:

Show Information:	4
Pricing:	4
Entering the Show:	4
General Rules:	5
Divisions:	7
Class Descriptions:	8
Halter:	8
Showmanship:	8
Horsemanship:	9
English Equitation on the Flat:	9
Smallfry Equitation:	9
Road Hack & Pony Hack Divisions:	9
Show Hack Horse:	10
English Pleasure:	10
Western Pleasure:	10
Smallfry Pleasure:	11
Pleasure Pony Open Stake:	11
Command Classes:	11
Reining:	11
Ranch Riding:	12
Ranch Horse Pleasure:	12
Maritime Bred:	13
Trail:	13
Pleasure Driving:	13
Cones Classes:	14
Morgan/Arab Pleasure:	14
Appaloosa/Paint/Pinto Pleasure:	14
Quarter Horse Pleasure Stake:	14
Pet Pony:	14
Versatile Horse Stake:	14
Beginners Pleasure:	15
4H Pleasure:	15
Family Class:	15
Costume Class:	15
Leadline:	15
Egg & Spoon:	15
Pleasure Pairs:	16
Toilet Paper Pairs:	16
Gymkhana Classes:	16

Scotia Series Classes:.....	16
MBRA Ruled Classes:.....	17
Smallfry Gymkana:.....	17
Pony:.....	17
Horse:.....	18
Top 10 Invitational Barrels.....	20
Overall Awards & Points:.....	21
Schedule:.....	23
Patterns:.....	26
Western Reining Junior Rider:.....	26
Western Reining Senior Rider:.....	27
Rookie Reining:.....	28
Open Reining:.....	29
Ranch Riding Junior Rider:.....	30
Ranch Riding Senior Rider:.....	31
Ranch Riding Open:.....	32

Show Information:

The 107th annual Cape Breton Exhibition begins August 15th 2023. This show shows top performances from all disciplines of equestrian athletes across the province, from pleasure, to barrel racing, pole bending, reining, ranch riding and everything in between. This show is a Scotia Series pointed show as well as an MBRA pointed event with the RAM Rodeo coming to town. We have lined up some great sponsorship this year, and cannot wait to see everyone!

Pricing:

Entry fee per class: \$10

Entry fee per stake class: \$30

Standing Stall: \$30

Box Stall: \$75

Off Site Stabling (At the race track only): \$20

Arena fee: \$20

Horse/Pony Fee: \$20

Admin Fee: \$10

Temporary Ring Number \$10

Camping Fee: \$75

Scotia Series fee: \$3 (only if entered in Scotia Series classes)

Additional Passes: \$45 (**MAX 3** with each entry) No Exceptions! **1 Bracelet will come free with each entry**

Entering the Show:

To enter the show please visit nsef.horsesport.pro to enter the show. **Please remember to review your entry forms to ensure that you have entered the classes you wish to participate in. It is easy to make mistakes or errors in the online entry system, please review your summary to make sure everything is there that you wanted.**

Please ensure all waivers are signed from horsesport. I will be in contact with anyone who does not have waivers signed.

ENTRIES ARE NOT COMPLETE WITHOUT PAYMENT! E Transfers can be sent to capebretonexsociety@gmail.com

If you have difficulty entering: Please contact the Cape Breton Exhibition Show Secretary Jennifer Murphy - On Facebook as Jennifer Elaine, email jenniferm@dal.ca, or text

902-631-5640 (Jennifer will be working full time up to the event, but will be monitoring horse sport as much as she can. Please allow time for her to get back to you)

General Rules:

Please Note: Due to the constraints of our insurance coverage, we must ensure that all rules are strictly followed. Breaking any rules may result in your being excused from your class/classes and/or the show grounds. Please respect the rules.

1. Junior Exhibitors are barred from showing stallions.
2. Any classes with less than 3 three entries may be cancelled or combined.
3. Ponies 14.2 hands and under are barred from entering horse classes and horses cannot enter in pony classes.
4. A horse will be considered at 14.2 HH and over.
5. All exhibitors must be prepared to have their animals measured by a show official.
6. Stalls will be allotted at the discretion of the barn manager and show secretary. Stallions and Mares with foals will be given preference for box stalls, Exhibitors can indicate this one their entry form, or by emailing the show secretary. This year we are pleased to offer outdoor box stalls, these stalls will be under a tent. The barn manager and show secretary will make every effort to accommodate your animal.
7. Entry fees will not be refunded unless accompanied by a certified veterinarian note before the show ends. **Please note: 75% of the fees will be refunded with the certificate. Stall fees are not refunded.**
8. It is advised that all entries should be immunized against flu within 1 year and at least 1 month prior to the show in case of reaction. Any animal which appears to be ill in the opinion of an official veterinarian will be excused from the grounds.
9. Please ensure all entry forms and liability forms are signed on the horse sport website. Junior member's entry forms must be signed by a parent or guardian.
10. Classes with more than 20 twenty entries will be split for judging. Twenty (20) entries and under may be split at the judge's discretion.
11. We wish to ensure that all exhibitors and visitors to the Cape Breton County Exhibition enjoy all the events. In compliance with the general rules of the exhibition, **all animals must remain on the grounds after they arrive. There IS NO option to ship in and out. If you are worried about ventilation in the barn, you will be stabled in the tent stalls outside. Please note that failure to adhere to the above noted rule will forfeit prize money, rejection at the gate if you try and get in, as well as review from the society about return to future exhibitions.**
12. **ABUSE** of any animal in or out of the ring Will Not be tolerated and will result in the Rider or Handler BEING EXCUSED AND ASKED TO LEAVE THE GROUNDS.
13. Please note: ALL HORSES MUST BE GROOMED AND TACKED IN ALL THEIR STALLS
14. Please note: RING NUMBERS MUST BE WORN AND WORN IN A VISIBLE MANNER, OR ENTRY WILL NOT BE JUDGED. RING NUMBERS MUST BE WORN AT ALL TIMES HORSE IS OUT OF ITS STALL.
15. For the safety of everyone: Horses are not to be left unattended in the warm up ring.
16. Helmet Policy:

All Competitors must wear ASTM/SEI* approved protective headgear (or other FEI approved protective headgear) with the safety harness correctly secured at all times while mounted or driving at the competition or anywhere on the competition grounds. Helmets referring exclusively to the EN1384:2012 are excluded unless it is shown in conjunction with another accepted standard from the international list.

*ASTM (American Society for Testing Materials)/SEI (Safety Equipment Institute, Inc.)

Exception: Competitors 19 years of age as of January 1st, 2023 competing in the Western Performance Division without an approved safety helmet must submit a signed Scotia Series Helmet Waiver to the competition organizer. There will be no exemptions for any other classes/divisions.

17. Perpetual Trophies - please drop off to the booth or office no later than Monday August 14th 2023.
18. If you are in the ring and you are not entered in the class, you may not stay in the arena. There is absolutely NO POST ENTRIES.
19. Proof of insurance MUST be provided to the booth/Verified by booth staff
20. **NO ONE IS TO RIDE ON THE GROUNDS UNLESS THEY ARE AN ENS MEMBER AND/OR CAN PROVIDE PROOF OF \$5,000,000.00 PERSONAL LIABILITY INSURANCE!!**
21. If entering Maritime Bred; Quarter Horse Pleasure; Appaloosa/Paint/Pinto Pleasure; or Morgan Horse Pleasure, a copy of registration papers MUST be submitted to the booth.
22. **For the enjoyment of our visitors and exhibitors the following is mandatory:** Cleaning of stalls and stall area including walkway. **This area must be kept clean.** The barn manager will be inspecting the barns on a regular basis, prizes will be awarded at the end of the week to whichever exhibitor or exhibitors kept their stall and stall areas clean for the duration of the exhibition.
23. If your horse "dumps" in the walkway you must clean it up.
24. Post entries will not be taken. Change of rider will be allowed up to 5 classes before ring entry. If rider is not already entered in the show, there will be fees associated with this, and new rider will not be allowed in the arena unless paid
25. Change of horse is not permitted in Western Pleasure Open Finals or English Pleasure Open Final.
26. Small fry and Leadline entries can enter up until the closure of the gate on their classes.
27. **All bracelets** must be worn and visible and if applicable passes must be presented at the gate to enter the Exhibition property. We appreciate your cooperation. PLEASE remember to have your bracelet visible and or pass ready at the gate.
28. **Camping:**
 - a. All campers must be parked in the rows outlined in the diagram of this show package. Camping in the center field is camping at your own risk.
 - b. **Anyone caught sleeping in their camper, who has not paid for camping will be asked to leave.**
29. In case of emergency(ex: due to flooding), horses may be moved to a horse trailer, removed from the grounds, or kept in their stalls. The main show ring will only be available to accommodate horses after the end of the activities listed on the schedule.
30. Cape Breton Exhibition is an Equestrian Nova Scotia, Scotia Series sanctioned event. With all of these rules, please also be up to date on Scotia Series rules. Please visit

https://horsenovascotia.ca/Download/Competitions/Scotia_Series/2023_Scotia_Series_Rulebook.pdf and review the rules.

31. Anyone inside the competition area (Practice ring, shoot, and competition arena) must have Equestrian Nova Scotia Insurance(or equivalent). If you do not, you will have to stay within general public zones.
32. All horses being handled must be handled by someone with Equestrian Nova Scotia Insurance (or equivalent)
33. No parking inside the back gate. If you are camping inside the gate, you may park your trailer, and will be asked to move your vehicle outside the fence.
34. Horses or ponies not entered in the show will not be permitted on the grounds. The rider or handler will be asked to remove the animal(s).
35. No member may directly approach a Judge at any time. This may be done only through a show official on the behalf of the exhibitor.
36. Be on time for classes. There will be no holding of the gate for people who are late.
37. Be prepared to enter the ring before the placings of the previous class are given.
38. No horses are to be in the doorway between classes, or while someone else is running. The shoot area is to be kept empty as well besides your gate attendant. **Someone may walk your horse in for you, but must exit immediately.**
39. When coming out of a class, you must move directly to either the warm-up ring or the barn. **There is to be absolutely no standing around with horses outside the warm up pen. You are to either be in the warm up pen or heading back to the barn.**
40. Horses/ponies will not be allowed in the warm-up ring unless their class will be running within 15 minutes.
41. When riding on the grounds, you must be wearing appropriate tack and clothing (i.e. no shorts, no sneakers, and no riding with only a halter and lead rope).
42. **NO SMOKING IN ANY BARN!!**
43. No riding in the barn.
44. No partying in the barn. **There is a barn curfew of 12am.**
45. No running in the barn.
46. No tacking up in the walkway.
47. There is to be no "pens" made in the centre field of the track. This Land is now owned by the Cape Breton Horsemen, and we wish to respect their property.

2023 Barn Managers: Valerie Bert and Katelyn Tobin

Divisions:

Senior Rider: Any rider who is 19 years old and over after January 1st

Junior Rider: Any rider who is 18 years old and under as of January 1st

Smallfry: Riders who are 10 and under as of January 1st. These riders may only walk/trot with the exception of the gymkana classes which will follow MBRA rules.

Junior Horse: Any horse who is 5 years old and under as of January 1st.

Senior Horse: Any horse who is 6 years old and above as of January 1st

Pony Division: An equine that is 14.2HH or below. A Pony must be shown by a junior member, and cannot be shown in horse classes once entered in Pony.

Horse Division: An equine that is 14.2HH or above. These horses may not enter pony classes.
Walk/Trot Division: This division is open to riders who are unable to canter, whether that be for an impairment, or they or the horse are not ready to move to loping classes yet.

Class Descriptions:

Halter:

A halter class is defined as a class where the horse is judged based upon its conformation. Horses are to be shown in hand with a serviceable halter or bridle, silver equipment will not count over a practical halter or bridle, at walk and trot. Horses should stand square on all four feet. Handled and shown throughout an entire class by only one and the same person. Emphasis shall be placed upon type, conformation, substance and quality. Transmissible weaknesses to be counted strongly against breeding stock and horses must be serviceably sound. The top 2 from each class will move forward into the Championship Halter class. The following classes are halter classes:

- Halter Pony Gelding**
- Halter Pony Mare**
- Championship Halter Pony**
- Halter Horse Gelding**
- Halter Horse Mare**
- Championship Halter Horse**

Showmanship:

The showmanship class shall be judged strictly on the exhibitor's ability to fit and show a horse at halter. The horse is merely a prop to demonstrate the ability and preparation of the exhibitor. The ideal showmanship performance consists of a poised, confident, neatly attired exhibitor leading a well groomed and conditioned horse that quickly and efficiently performs the requested pattern with promptness, smoothness, and precision. It is mandatory that the judge post any pattern(s) to be worked at least one hour prior to the commencement of the class. The following maneuvers are considered acceptable: lead the horse at a walk, jog, trot or extended trot, or back in a straight or curved line, or a combination of straight and curved lines, stop; and turn 90 (1/4), 180 (1/2), 270 (3/4), 360 (full turn) degrees or any combination or multiple of these turns. The judge must have exhibitors set the horse up squarely for inspection sometime during the class. Showmanship is a class that exhibitors at our event will earn Scotia Series Points for. Please also refer to the Scotia Series Rulebook for more rulings. The following are Showmanship classes:

- Smallfry Showmanship Horse ***
- Smallfry Showmanship Pony ***
- Showmanship Junior Rider ***
- Shomanship Senior Rider ***

Horsemanship:

Riders will be judged on seat, hands and ability to control and show horse. Results as shown by performance of the horse are NOT to be considered more important than the method used by the rider. The judge will ask each rider to work individually. These individual works will be any of the manoeuvres the judge feels are necessary to determine the horsemanship ability of the rider. The judge must post the pattern he/she will ask for at least one hour prior to the class commencing. The judge will use these individual works to determine the top riders, **IF** rail work is required it will be done in only one direction of the ring.

Horsemanship Junior Rider *

Horsemanship Senior Rider *

Open Walk/Trot Horsemanship *

English Equitation on the Flat:

Only the rider is being judged in equitation classes. The class will proceed at least once around the ring at each gait – walk, trot, sitting trot and canter, and on command **and** they shall line up and execute individual tests at the judge's discretion. Regarding turnout: Saddle should be plain English, Dressage or modified jumping. The following requirements are based on tradition and present day custom. Judges should eliminate those contestants who do not conform. Jacket – tweed or conservative colour. Jodhpurs or breeches, boots, dark colour hunt cap or derby. Ties, stocks or chokers may be worn. Spurs of the unrowelled type, whip or crop optional. The following are the classes:

English Equitation Junior on the Flat *

English Equitation Senior on the Flat *

Open Walk/Trot Equitation *

Smallfry Equitation:

Horse/Pony to be ridden independently, not to be lead. Judged as an equitation class. Riders are to be judged on seat, hands, attire, neatness and cleanliness. English or Western. Walk and trot only. The following are the classes following this description.

Smallfry Equitation Horse *

Smallfry Equitation Pony *

Road Hack & Pony Hack Divisions:

English only attire. This class is judged on 55% performance, 20% Sustainability, 15% conformation and 10% manners. Each person will be asked to walk, trot, strong trot, easy canter and hand gallop (no more than 8 competitors at a time) each direction. The Following are Road Hack Classes.

Road hack Junior Rider*

Road Hack Senior Rider*
Pony Hack*
Road Hack Open Stake

Show Hack Horse:

Show hack horses must have vitality, animation, presence, balance and clean fine limbs showing supreme quality. Soundness is required and blemishes may be penalized. Braiding of mane and tail is optional. To be shown at a walk, trot, canter and hand gallop; collected and extended gaits to be called for; to stand quietly. Only 8 horses to hand gallop at one time. *If entries are to be split for hand gallop, entries will trot together both ways and then canter is to be done when the entries are split.* To be judged on 55% performance, 20% quality, 15% conformation and 10% manners.

English Pleasure:

Horses are to be shown at a flat-footed walk, normal trot and easy canter; not to gallop; light contact to be maintained. To be judged on 45% performance, 40% manners and 15% conformation..

English Pleasure Junior Rider *
English Pleasure Senior Rider *
English Pleasure Pony Open *
English Pleasure Junior Horse
English Pleasure Senior Horse
English Pleasure Horse Open Stake
Open Walk/Trot English Pleasure *

Western Pleasure:

A good pleasure horse has a free-flowing stride of reasonable length in keeping with his conformation. He should cover a reasonable amount of ground with little effort. Ideally, he should have a balanced, flowing motion while exhibiting correct gaits that are of the proper cadence. The quality of the movement and the consistency of the gait is a major consideration. This class will be judged on the performance, condition and conformation of the horse; however, a minimum of 20% of the judging shall be placed on condition and conformation. Horses must work both ways of the ring at all three gaits. At the option of the judge, horses may be asked to extend the walk, jog, or lope, one or both ways of the ring. Riders should sit at the extended jog. Horses are required to back easily and stand quietly. Excessive slowness and/or loss of light rein contact will be penalized. Horses will be disqualified for carrying their head so that the tip of the ear is below the withers for more than five strides. The following are Western Pleasure classes:

Western Pleasure Horse Junior Rider *

Western Pleasure Horse Senior Rider *
Western Pleasure Pony Open Stake *
Western Pleasure Junior Horse
Western Pleasure Senior Horse
Western Pleasure Horse Open Go Round #1 (Top 10 will make it to the final)
Western Pleasure Horse Open Final (must qualify)
Open Walk/Trot Western Pleasure *

Smallfry Pleasure:

Pony to be ridden independently, not to be lead. Judged as a pleasure class. This class will be judged on the performance, condition, and conformation of the horse; however a minimum of 20% of the judging shall be placed on condition and conformation. Horses must work both ways of the ring at a walk and trot. Horses are required to back easily and stand quietly.

Smallfry Pleasure Horse *
Smallfry Pleasure Pony *

Pleasure Pony Open Stake:

Open to any breed. To be shown english or western, at a walk, trot or job, canter or lope both ways of the ring on a reasonably light contact. To be judged on manners, performance, quality and conformation.

Command Classes:

Riders MUST use Western tack and attire. The command class is neither a race nor is a gymkhana event. It is a competition, which exhibits the abilities of a well-trained horse. Entries are eliminated one at a time at the discretion of the judge as commands are not executed correctly. Acceptable commands are walk, jog, trot, posting trot, posting trot on the wrong diagonal, rollbacks, reverse, lope, lead changes, etc.

Horse Command Stake
Pony Command

Smallfry acceptable commands are halt, walk, jog, reverse, back-up, turn on the forehand, turn on the haunches. Explain it to kids as a Simon says game.

Smallfry Command Horse
Smallfry Command Pony

Reining:

Reining is guiding and controlling every movement of the horse with little to no resistance, and be willingly guided or controlled through a set NRHA pattern. The

Following are reining classes with their set patterns. (exception to freestyle reining, please see below:

Western Reining Junior Rider * Pattern #5 - 1 hand 4 spins

Western Reining Senior Rider * Pattern #6 - 1 hand 4 spins

Rookie Reining Pattern #8 - 2 hands 2 spins, to be classified as a rookie reiner competitor must not have more than 3 wins at any reining event

Open Reining Stake Pattern #3 - 1 hand 4 spins

Freestyle Reining Stake - N/A pattern, open to all riders. Costumes and props are allowed. Music is NOT to exceed 4 minutes. 4 consecutive spins each way (more are allowed), 3 stops are mandatory, and 1 lead change each direction. Other maneuvers are allowed. Rollbacks and circles are permitted but not required. Please see NRHA rulings for further information on freestyle reining.

Ranch Riding:

This class reflects the versatility, attitude and movement of a working horse. The class shows the animal's ability to work at a forward, working speed while under control. Each horse works individually performing the required movements which include the walk, trot, extended trot, lope, stop, and back. For horses over 3 years old. Open to both horses and ponies.

Ranch Riding Junior Rider* AQHA Pattern #10

Ranch Riding Senior Rider* AQHA Pattern #4

Ranch Riding Open Stake AQHA Pattern #13

Ranch Horse Pleasure:

This rail class reflects the versatility, attitude and movement of a working horse. The class shows the animal's ability to work at a forward, working speed while under control. Horses are required to perform the required movements which include the walk, trot, extended trot, lope, stop, and back. Horses should move similar to if they are "working" on a farm, not in the confinements of the arena.

Ranch Horse Pleasure Junior Rider *

Ranch Horse Pleasure Senior Rider *

Ranch Horse Pleasure Open Stake

Maritime Bred:

This class is for horses born in Nova Scotia, New Brunswick or Prince Edward Island. The class is to be judged in either English or western tack on 40% performance and 60% conformation.

Maritime Bred Pony *

Maritime Bred Horse *

Trail:

The trail class is the performance of a safe, sensible, well-mannered horse over a course of obstacles. This class will be judged on the performance of the horse over the obstacles, with emphasis on manners, response to the rider, and attitude. Horses are not required to work on the rail. The course must be designed, however, to require each horse to show the three gaits (walk, trot, lope) somewhere between obstacles as a part of its work and will be scored as a maneuver. At least six obstacles will be used: opening, passing through, and closing a **rope** gate; riding over at least four logs or poles (maybe in a straight line, curved zigzag or raised); a backing obstacle (minimum space of 28"- may back around three marker, or through an L, or V straight or similar shaped course); and at least three others selected from the approved list. The course to be used must be posted at least one hour before the scheduled time of class.

Competitors will be allowed 3 attempts at each maneuver or 30 sec. to initiate the maneuver.

Smallfry Trail *

Pony Trail Stake *

Walk/Trot Open Trail *

Horse Trail Stake *

Ultimate Trail (Top 10 from Horse Trail will be invited)

Pleasure Driving:

Judged primarily on the suitability of the horse to provide a pleasant drive. To be shown both ways of the arena at a walk, slow trot, working trot, and strong trot, and to stand quietly, both on the rail and while lined up, and to rein back. To be judged 70% on performance, manners and way of going, 20% on the fit and condition of the harness and vehicle, and 10% on the neatness of attire. This is considered a working class:

Very Small Equine Pleasure Driving # 1 *

Open Pleasure Driving # 1 *

To be judged on 40% performance, manners and way of going, 30% of condition, fit and appropriateness of harness/vehicle, 15% on neatness and appropriateness of attire, and 15% on overall turnout. This is considered a turnout class.

Very Small Equine Pleasure Driving # 2 *

Open Pleasure Driving # 2 *

Cones Classes:

These are timed event. Will be asked to drive through a pattern around pylons. Gait required: TROT. Penalty of 5 seconds each time the entrant breaks and 5 seconds for each ball knocked off the pylon.

Very Small Equine Cones - Pole Bending *

Very Small Equine Cones - Barrel Racing *

Morgan/Arab Pleasure:

Must be a registered Morgan or Arabian breed. Can be judged in english or western attire. Horses are to be judged at a walk, jog/trot, and cater/lope each direction. Judge may also ask to stop and rein back.

Appaloosa/Paint/Pinto Pleasure

Must be a registered Appaloosa, Paint or Pinto horse. Can be judged in english or western attire. Horses are to be judged at a walk, jog/trot, and cater/lope each direction. Judge may also ask to stop and rein back.

Quarter Horse Pleasure Stake:

Must be a registered Quarter Horse. Can be judged in english or western attire. Horses are to be judged at a walk, jog/trot, and cater/lope each direction. Judge may also ask to stop and rein back.

Pet Pony:

Ponies to be judged on suitability as a child's pet. Pony not to exceed 13.2 hands. Walk and trot only.

Versatile Horse Stake:

This is class is to show how versatile a horse is. During this class, the horse/rider combination will perform in an English Pleasure Class, Western Pleasure Class, Complete a Trail pattern and a Barrel Pattern. To be judged on how well the horse can switch between disciplines. Between the English and Western disciplines, the riders will

be given a short amount of time to change their attire and tack; they must have a groom assist them

Beginners Pleasure:

Open to horses and ponies of any size. Open to any rider who is in their first year of showing with the exception of Leadline. English or Western. Riders are eligible to enter other classes. To be shown both ways of the ring at a walk, trot or jog, and canter or lope

4H Pleasure:

Open to members of 4-H clubs on Cape Breton Island Only. Open to project horses or ponies. Judged on walk, trot or jog, canter or lope both ways of the ring.

Family Class:

Two or more riders of the same family, English or Western attire. Judged on the performance as a group. Entries will Walk / Trot only. Each horse entered in the class must pay the class fee. (Smallfry may enter as there is only walking/jogging or trotting)

Costume Class:

Open to junior exhibitors only. Entries are to use props and costumes to dress their horse and themselves. Entries are only to walk both ways of the ring. All exhibitors in this class are to be wearing helmets!

Leadline:

Open to riders' 10years old and under as of January 1st of the show year. The pony or horse is to be lead and to be shown at a walk and trot ONLY. Judged as an equitation class. Lead by a person 14 years of age or older. Riders must wear an approved helmet. Entries in this class are not eligible for Smallfry classes. However, are eligible for Costume Class.

Egg & Spoon:

Judged at a walk/trot/lope. Competitors are to keep their thumb and fingers behind the designated line on the spoon, and keep the egg on the spoon as long as possible. Once you drop your egg you are eliminated.

Pleasure Pairs:

Entries are to enter the ring in pairs. English or Western. Walk, Trot/Jog, Canter/Lope both ways of the ring. Horses or ponies may enter this class. Small fry competitors cannot enter this class.

Toilet Paper Pairs:

Entries are to enter the ring in pairs. English or Western. Walk, Trot/Jog, Canter/Lope both ways of the ring. Horses or ponies may enter this class. Small fry competitors cannot enter this class. Pairs must hold a designated length of toilet paper between each other, when the toilet paper breaks, the pair will be eliminated.

Gymkhana Classes:

Scotia Series Classes:

Speed events are races. Each athlete is attempting to negotiate the course as quickly as possible. Safety is paramount for both the competitor and the horse.

General:

1. Competitors in any individual event should compete in the same arena, on the same day, on the same measured course, and as nearly as possible, under the same conditions.
2. The order of go of the competition shall be determined by drawing lots, or by computerized random sorting.
3. Each competitor shall be ready when called, or may be eliminated at the Judge's discretion.
4. If there is a qualifying/elimination heat(s), Horse/Rider combination must remain same throughout.
5. Ties will not be broken, except to determine class and Championship winners. A coin will be flipped to determine allocation of ribbons or other awards. Where applicable, money will be split equally between tied entries.
6. In the event of a run off for a tie, the competitor declared the winner of a run off must re-run the pattern within two seconds of their original time or the run off must be re-staged.
7. Competitors must wait for direction from the ring steward, or activation of the green starting light before entering the arena or starting to run the pattern. Competitors must ensure they understand and obey all starting signals designated by the organizing officials.
8. Point accumulations for awards will accrue to horse/competitor combinations only.
9. Deliberate discarding of the helmet by the competitor, anywhere in the arena, will incur a 5 second penalty, at the judge's discretion.
10. Excessive spurring or cropping may bring elimination at the Judge's discretion. Use of any other equipment that the Judge considers too severe, or abusive striking of the horse around the head, will result in immediate elimination for that run.

11. Bats, crops, scat bats, spurs, over-&-unders, nose and eyebrow tie-downs and mechanical hackamores are permitted. The Judge, at their discretion, may eliminate a competitor for excessive use of a bat, crop, whip, or rope in front of the cinch.

12. All competitors must be wearing helmets no matter age.

Barrel race Junior Rider #1 *

Barrel Race Junior Rider #2 *

Barrel Race Senior Rider #1 *

Barrel Race Senior Rider #2 *

Pole Bending Junior Rider #1 *

Pole Bending Junior Rider #2 *

Pole Bending Senior Rider #1 *

Pole Bending Senior Rider #2 *

MBRA Ruled Classes:

Smallfry Gymkana:

- Small Fry are 10 years of age and under as of January 1st of the current show year.
- Small Fry riders cannot enter any other divisions.
- Once a small fry enters another division in a show where small fry classes are offered they are no longer classified as small fry.
- Small Fry cannot accumulate points in another division.
- Small Fry who are being led may be mounted on a horse. That horse is then eligible to enter other divisions.
- Small Fry must be led by a handler 16 years of age or older. The handler must be appropriately dressed.
- Small Fry who execute the pattern without being led must be mounted on a pony. Small fry riders that complete the pattern without a handler, even if off course, will place ahead of riders who have been lead around the course
- Local Smallfry may enter this event, but those who are MBRA members, points will be accumulated and sent to MBRA for awarding purposes.

Smallfry Barrels

Smallfry Pole Bending

Smallfry Down & Back

Pony:

- Ponies must be ridden by a youth and may enter Junior Rider classes.
- Once a pony enters another division, except Youth, in a show where pony classes are offered, they are no longer classified as pony for the rest of the show season.
- Ponies cannot accumulate points in another division, except for Junior Rider Classes.
- Local Pony may enter this class, but those that are MBRA members will earn points for MBRA.

Pony Barrels

Pony Pole Bending Pony Down & Back

Horse:

1. The judge may prohibit the use of bats or equipment that he/she may consider severe. The judge may disqualify a contestant for excessive abuse.
2. All horses entered in a class must be assembled in ample time for runs to start on time and continue without delay. They also must remain in readiness in case of a tie. Once the instructions to enter the ring have been given the competitor has 60 seconds to enter the ring. Failure to do so will result in elimination. The decision of the judge is final.
3. Riders are to be given a signal to enter the ring. Upon entering the ring, there will be no further signal. The Individual membership fee is \$40.00 and the Family membership fee is \$80.00. They apply for a temporary membership. Temporary members will be charged a \$20.00 temporary (Updated 2023)
4. Any time a horse or rider crosses the start line, time will begin.
5. If an equipment breakage occurs and provided the horse or rider does not start the timer, the rider will be placed at the end of the running order, allowing at least five minutes from the time of breakage to repair the equipment.
6. A rerun shall be granted if the timer fails to work or; if the barrels are not properly placed on their markers. When this occurs then that horse/pony shall be given a rerun after all the others in that class have run. If the timer fails in any re-ride that person may have their class fee back or another re-ride, it is the rider's option.
7. In the event a rider drops a piece of clothing or equipment the contestant will not remain in the ring after his/her pattern is completed. One of the show officials will return the dropped item to the warm up ring.
8. If a pole or barrel is hit by a horse, pony or rider in such a manner that it hits the ground or hits the ground and rights itself, that run will be assessed a five seconds penalty for a knock down. Picking up a pole and moving it will also result in a five second penalty.
9. In the event of a tie for first place only, a runoff must be held. Ties for other placings will be left as is. However, for example, if a tie occurs for second there will be no third place award. The prize money of the tied placings will be added to the next placing and split.
10. In the event of a tie for an overall award, barrels will be run off to determine the winner.
11. In the event of a tie, if the first contestant is disqualified in the runoff, the horse/pony declared the winner in the runoff must rerun the pattern within two seconds of the original time or the runoff must be held again.

12. With the exception of small fry a handler may not position a horse or pony as to gain an advantage, nor shall the handler physically encourage the horse or pony.
13. A running order will be drawn. Horse/pony will run in the order of draw except when one rider has more than one entry. When the number of entries allow, a rider with more than one entry will be allowed a space of at least ten entries between each of his/her mounts.
14. At Exhibitions the show committees, after consulting with the Board of Directors, may draw both barrels and poles as follows: the first run at random; in subsequent runs, the fastest $\frac{1}{2}$ of the preceding class (excluding knockdowns) will run after the slowest $\frac{1}{2}$. Spacing for riders with more than one entry will be reduced but still accommodated when possible. At exhibitions the running order must be posted at least an hour before the start of the class.
15. Each show committee with input from the Board of Directors will determine the number of horses between rakes. This must be decided prior to the first draw and the number must remain the same for all classes for the entire day. Once the draw is posted, the rake must remain as marked regardless of scratches or no shows. Exception: For the Smallfry Division only the number of ponies to run between each drag will be determined by the show committee at each event.
16. Judges are required to ensure that the course is properly set. For the barrels it is recommended that the starting line be set in the same place in the same arena each time. The start/finish line and the barrel positions should be permanently marked and must remain the same throughout the entire event unless decided upon otherwise by the board of directors.
17. An electric timer must be used at all times. This is the responsibility of the show committee. Horses are to be timed on the nose.
18. Starting line marker and electric timers are to be set a good distance apart in the arena, at least as far apart as the first and second barrels are set.
19. A minimum distance (or as close as possible to) of 50 feet must be made available between the finish line and the end of the arena to give a reasonable stopping distance. Any situation where the distance can be increased should be taken advantage of.
20. Forty five gallon drums must be used for barrels. Barrels must be empty, with closed ends. If metal barrels are not available plastic barrels, with a proper bottom, may be accepted at the directors' discretion.
21. In barrel racing, the 1st and 2nd barrels must have at least a 15 foot space from the fence and the 3rd barrel at least a 20 feet space from the fence. The distance between the first and third barrels and the second and third barrels must be equal.
22. In pole bending, begin setting the pattern at the far end of the arena (opposite the start/finish). The first pole must be a minimum of 21 feet off the fence. The

remaining poles must be 21 feet apart (centre of pole to centre of pole) with a 21 foot space from the top pole to the finish line.

23. Western type equipment must be used.
24. Competitors must be dressed neatly and cleanly at all times. Apparel must include a western hat or helmet; jeans, and western type boot. At Exhibitions: A long sleeved western shirt with collar must be worn.
25. Ponies and horses are limited to 3 runs per day, with the exception of the small fry division. Dress Code & Equipment At Jackpots: Long or short sleeved shirts (not sleeveless) of a western design may be used at jackpots. No hoodies, jackets or sweat shirts. These rules also apply to the warm up ring 30 minutes prior to the event. Handlers, when in the ring, also must be neatly dressed. Show committees, with approval from the Board of Directors, may require the stricter dress code.
26. At Exhibitions, competitors must return to the ring for presentations, dressed as above, with horses neatly presented.
27. Hats must remain on a contestant's person for the entire time that they are in the ring. If a contestant loses their hat they will first receive a verbal warning, second time losing a hat, and thereafter, they will be disqualified from that run. It should be noted that the first warning stands for the entire show or jackpot. Hat chin straps and tie downs are permitted.
28. Riders 18 years of age and under, as of January 1st of the current show year, must wear a CSA approved helmet, properly fastened, in competition and on show premises at all times when mounted. (Note, bicycle helmets are not appropriate)

Barrel Race Horse Open Stake #1

Barrel Race Horse Open Stake #2

Ram Rodeo Barrels #1 MBRA MEMBERS ONLY

Ram Rodeo Barrels #2 MBRA MEMBERS ONLY

Ram Rodeo Barrels #3 MBRA MEMBERS ONLY

Pole Bending Horse Open Stake #1

Pole Bending Horse Open Stake #2

Pole Bending Horse Open Stake #3 MBRA Pointed

Pole Bending Horse Open Stake #4 MBRA Pointed

Pole Bending Horse Open Stake #5 MBRA Pointed

Top 10 Invitational Barrels

The fastest 10 Barrel times from Tuesday-Friday will be invited for a chance to win \$3500 dollars

All Classes marked with a () are Scotia Series Classes. Please refer to the Scotia Series Rulebook for further descriptions, or questions.*

Overall Awards & Points:

The following table is how points for overall awards will be calculated:

# of Competitors/Class	1st	2nd	3rd	4th	5th	6th	7th and on
1	1						
2	2	1					
3	3	2	1				
4	4	3	2	1			
5	5	4	3	2	1		
6	6	5	4	3	2	1	
7	7	6	4	3	2	2	1
8-15	8	7	6	5	4	3	1
16-20	9	8	7	6	5	4	1
21+	10	9	8	7	6	5	1

Overall Awards will be given to the following divisions:

Horse Division General Performance: Points for this award will be calculated from Halter Horse Mare or Gelding, Horse Trail, English Pleasure Horse Open, Western Pleasure Horse Open, Ranch Riding Open, Road Hack Horse Open, Open Reining, Horse Command, Show Hack Horse, Ranch ri

Pony Overall: Points for this will be calculated from Halter Pony Mare or Gelding, Pony Trail, English Pleasure Pony Open, Western Pleasure Pony Open, Pleasure Pony Open Stake, Pony Command, Pony Barrels, Pony Pole Bending, and Pony Down & Back.

Smallfry Overall: Points for this will be calculated from Smallfry Showmanship Horse or Pony, Smallfry Pleasure Horse or Pony, Smallfry Equitation Horse or Pony, Smallfry Trail, Smallfry Command Horse or Pony, Smallfry Barrels, Smallfry Pole Bending and Smallfry Down & Back.

Gymkhana Overall: Points for this award will be calculated from all Open Gymkhana Classes for the 5 days. Barrels Horse Open #1 & #2, Ram Rodeo Barrels #1, #2 & #3, Pole Bending Horse Open #1, #2, #3, #4, and #5

Ram Rodeo Champion: Points for this will be calculated from Ram Rodeo # 1, #2 and #3. Please See MBRA rules for points for this competition.

Schedule:

Tuesday August 15th, 9:00am:

Open Pony Halter Mare
Open Pony Halter Gelding
Championship Pony Halter
Open Horse Halter Mare
Open Horse Halter Gelding
Championship Horse Halter
Smallfry Showmanship Horse
Smallfry Showmanship Pony
Showmanship Junior Rider
Showmanship Senior Rider
Draft Horse Showmanship
Lunch Break (30 Minutes)
Heavyweight Clydesdale Team
Horsemanship Junior Rider
Unicorn Clydesdale Hitch
Horsemanship Senior Rider
Pleasure Pony Open Stake
Smallfry Equitation Horse
Smallfry Equitation Pony
Road Hack Sr. Rider
Road Hack Jr. Rider
Pony Hack
Lightweight Percheron
Lightweight Belgian
Open Walk/Trot English Pleasure
Road Hack Horse Open
Supper Break (60 minutes) - Exhibition
Games #1
Barrel Racing Junior Rider #1
Barrel Racing Horse Open Stake #1
Pole Bending Senior Rider #1
Pole Bending Horse Open Stake #1

Wednesday August 16th, 9:00am:

Smallfry Trail
Open Walk/Trot Trail
Pony Trail Stake
Horse Trail Stake
Ranch Riding Junior Rider
Ranch Riding Senior Rider
Lunch (30 Minutes) - Hitch Demo
Open Walk/Trot Western Pleasure
Smallfry Command Pony
Smallfry Command Horse
Heavyweight Percheron
Western Pleasure Senior Rider
Western Pleasure Junior Rider
Unicorn Percheron Hitch
Western Pleasure Go Round #1
Very Small Equine Pleasure Driving #1
Open Pleasure Driving #1
Heavyweight Belgian
Horse Command Stake
Unicorn Belgian Hitch
Lightweight Clydesdale
Pony Command Stake
Supper Break (90 Minutes) - Tractor
Driving Competition
Western Pleasure Pony Open Stake
English Pleasure Horse Open Stake
4 Horse Hitch
Barrels Senior Rider #1
Barrels Horse Open Stake #2
Pole Bending Junior Rider #1
Pole Bending Horse Open Stake #2

Thursday August 17th, 9:00am:

Versatile Horse Stake
Western Reining Junior Rider
Western Reining Senior Rider
English Pleasure Junior Rider
English Pleasure Senior Rider
Lunch (30 Minutes) - Heavy Horse Demonstration
Clydesdale Cart Class
Belgian Cart Class
Percheron Cart Class
English Pleasure Pony Open Stake
English Pleasure Senior Horse
English Pleasure Junior Horse
Ladies Driving Cart Class
Junior Cart Class
Beginners Pleasure
Adult Walk/Trot
Very Small Equine Pleasure Driving #2
Open Pleasure Driving #2
Show Hack Horse
Very Small Equine Driving Cones - Pole Bending
Smallfry Pole Bending
Pony Pole Bending
Clydesdale Tandem
Percheron Tandem
Belgian Tandem
Supper (60 minutes) - Exhibition Games #2
Western Pleasure Senior Horse
Western Pleasure Junior Horse
Ram Rodeo Barrels #1
Pole Bending Horse Open #3

Friday August 18th, 9:00am:

Barrel Race Junior Rider #2
Barrel Race Senior Rider #2
Smallfry Barrel Racing
Barrel Race Pony Open
Very Small Equine Cones - Barrel Racing
Down & Back Smallfry
Down & Back Pony Open
Pole Bending Junior Rider #2
Pole Bending Senior Rider #2
Lunch (30 Minutes)
Equitation on the Flat Senior Rider
Equitation on the Flat Junior Rider
Maritime Bred Single Hitch
Junior Teamster Draft
Egg & Spoon
Toilet Paper Pairs
Rookie Reining
4 Horse Hitch Driving Competition
4 Horse Hitch All Breeds
Maritime Bred Pony
Supper (60 Minutes) - Exhibition Games #3
Ladies Team Driving
Freestyle Reining
Ram Rodeo Barrels #2
Pole Bending Horse Open #4
ATV SKILLS COMPETITION

Saturday August 19th, 9:00am:

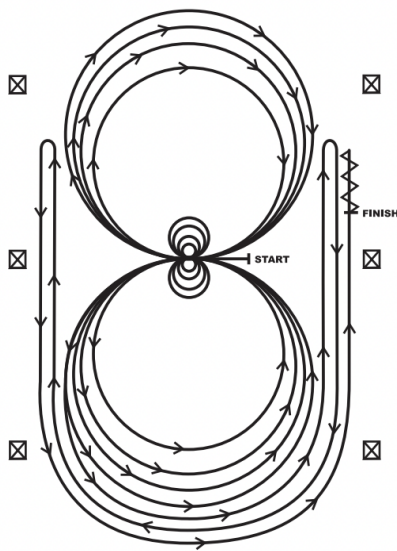
Open Ranch Riding Horse
Ranch Horse Pleasure Junior Rider
Ranch Horse Pleasure Senior Rider
Open Walk/Trot Horsemanship
Appaloosa/Paint/Pinto Pleasure
Quarter Horse Pleasure Stake
Morgan/Arabian Pleasure
Maritime Bred Horse
Lunch (30 Minutes)
Smallfry Pleasure Horse
Smallfry Pleasure Pony
Open Walk/Trot Equitation
Family Class
Pet Pony
Pleasure Pairs
4-H Pleasure
Leadline
Open Ranch Horse Pleasure
Open Reining
Ultimate Trail Invitation
Supper (60 Minutes)
Top 10 Invitational Barrels
Costume Class
Western Pleasure Horse Open Stake
Final
6 Horse Hitch
Ram Rodeo Barrels #3
Pole Bending Horse Open #5

Patterns:

Western Reining Junior Rider:

PATTERN

5



Horses may walk or jog to the center of arena. Horses must walk or stop prior to starting pattern. Beginning at the center of the arena facing the left wall or fence.

1. Beginning on the left lead, complete three circles to the left: the first two circles large and fast; the third circle small and slow. Stop at the center of the arena. Hesitate.

2. Complete four spins to the left. Hesitate.

3. Beginning on the right lead, complete three circles to the right: the first two circles large and fast; the third circle small and slow. Stop at the center of the arena. Hesitate.

4. Complete four spins to the right. Hesitate.

5. Beginning on the left lead, run a large fast circle to the left, change leads at the center of the arena, run a large fast circle to the right, and change leads at the center of the arena. (Figure 8)

6. Continue around previous circle to the left but do not close this circle. Run up the right side of the arena past the center marker and do a right rollback at least twenty feet (six meters) from the wall or fence—no hesitation.

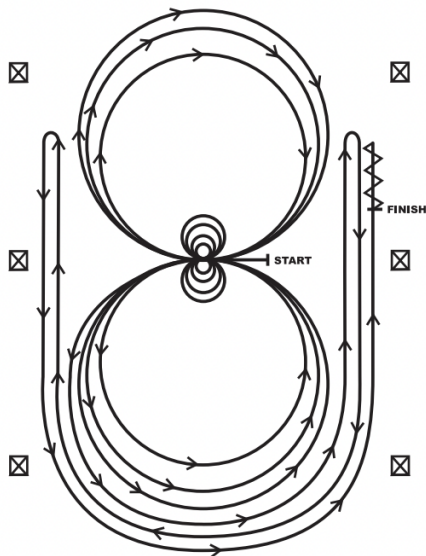
7. Continue around previous circle but do not close this circle. Run up the left side of the arena past the center marker and do a left rollback at least twenty feet (six meters) from the wall or fence—no hesitation.

8. Continue back around previous circle but do not close this circle. Run up the right side of the arena past the center marker and do a sliding stop at least twenty feet (six meters) from the wall or fence. Back up at least ten feet (three meters). Hesitate to demonstrate completion of the pattern.

Western Reining Senior Rider:

PATTERN

6



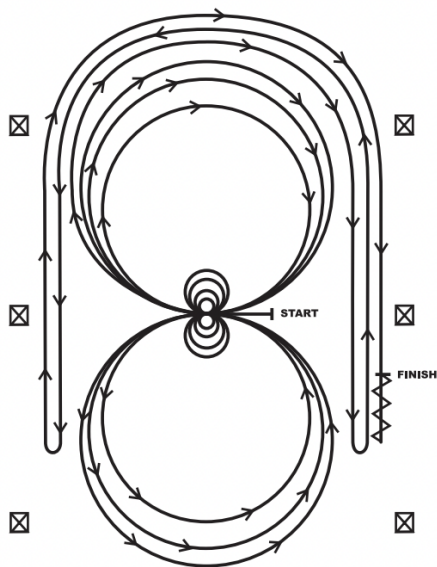
Horses may walk or jog to the center of arena. Horses must walk or stop prior to starting pattern. Beginning at the center of the arena facing the left wall or fence.

1. Complete four spins to the right. Hesitate.
2. Complete four spins to the left. Hesitate.
3. Beginning on the left lead, complete three circles to the left: the first two circles large and fast; the third circle small and slow. Change leads at the center of the arena.
4. Complete three circles to the right: the first two circles large and fast; the third circle small and slow. Change leads at the center of the arena.
5. Begin a large circle to the left but do not close this circle. Run up the right side of the arena past the center marker and do a right rollback at least twenty feet (six meters) from the wall or fence—no hesitation.
6. Continue back around previous circle but do not close this circle. Run up the left side of the arena past the center marker and do a left rollback at least twenty feet (six meters) from the wall or fence—no hesitation.
7. Continue back around previous circle but do not close this circle. Run up the right side of the arena past the center marker and do a sliding stop at least twenty feet (six meters) from the wall or fence. Back up at least ten feet (three meters). Hesitate to demonstrate the completion of the pattern.

Rookie Reining:

PATTERN

8



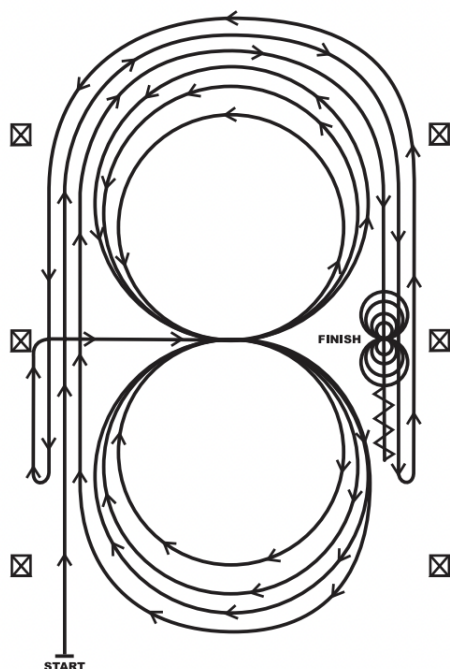
Horses may walk or jog to the center of arena. Horses must walk or stop prior to starting pattern. Beginning at the center of arena facing the left wall or fence.

1. Complete four spins to the left. Hesitate.
2. Complete four spins to the right. Hesitate.
3. Beginning on the right lead, complete three circles to the right: the first circle large and fast; the second circle small and slow; the third circle large and fast. Change leads at the center of the arena.
4. Complete three circles to the left: the first circle large and fast; the second circle small and slow; the third circle large and fast. Change leads at the center of the arena.
5. Begin a large circle to the right but do not close this circle. Run straight down the right side of the arena past the center marker and do a left rollback at least twenty feet (six meters) from the wall or fence—no hesitation.
6. Continue back around the previous circle but do not close this circle. Run down the left side of the arena past the center marker and do a right rollback at least twenty feet (six meters) from the wall or fence—no hesitation.
7. Continue back around the previous circle but do not close this circle. Run down the right side of the arena past the center marker and do a sliding stop at least twenty feet (six meters) from the wall or fence. Back up at least ten feet (three meters). Hesitate to demonstrate completion of the pattern.

Open Reining:

PATTERN

3



1. Beginning, lope straight up the left side of the arena, circle the top end of the arena, and staying at least twenty feet (six meters) from the walls or fence, run straight down the opposite or right side of the arena past the center marker and do a left rollback—no hesitation.

2. Continue straight up the right side of the arena circle back around the top of the arena, and staying at least twenty feet (six meters) from the walls or fence, run straight down the left side of the arena past the center marker and do a right rollback—no hesitation.

3. Continue up the left side of the arena to the center marker. At the center marker, the horse should be on the right lead. Guide the horse to the center of the arena on the right lead and complete three circles to the right: the first two circles large and fast; the third circle small and slow. Change leads at the center of the arena.

4. Complete three circles to the left: the first two circles large and fast; the third circle small and slow. Change leads in the center of the arena.

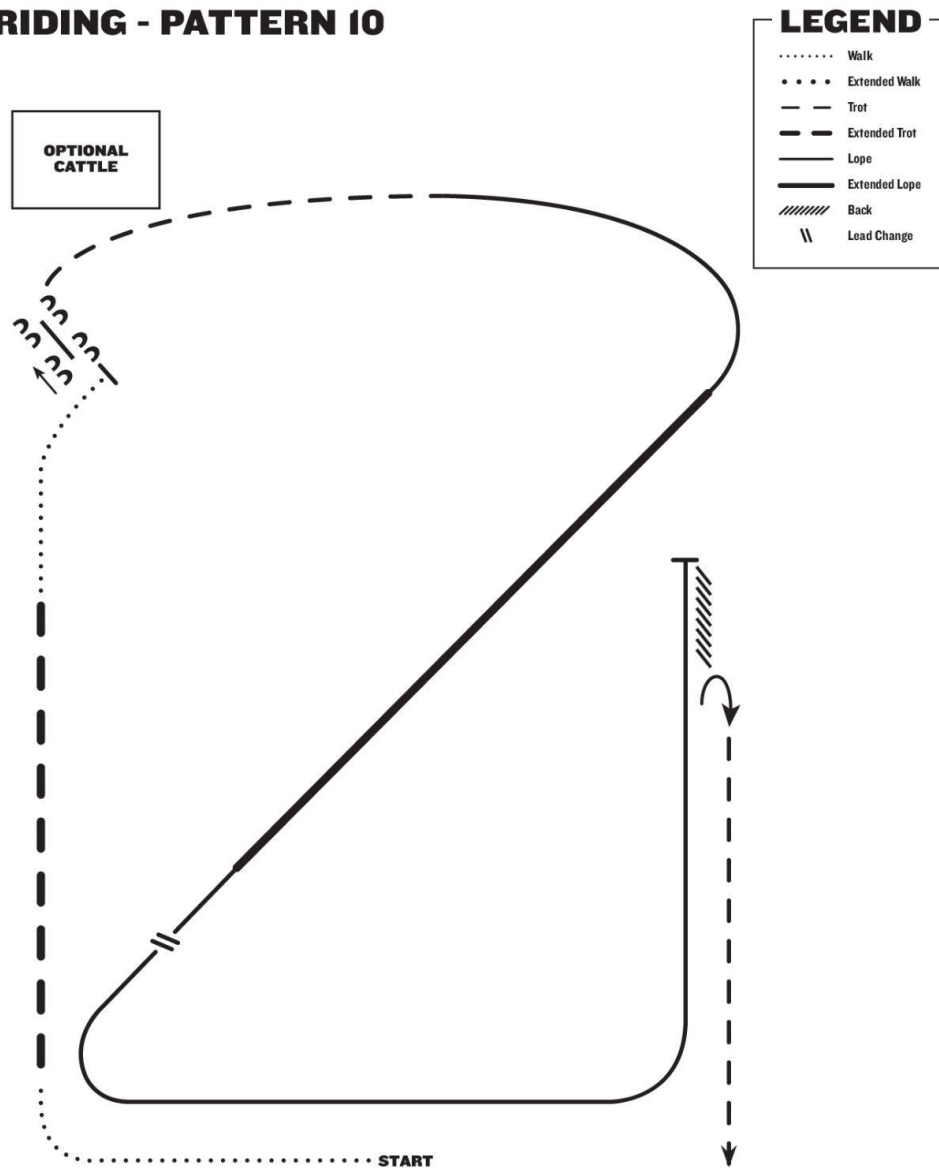
5. Begin a large circle to the right but do not close this circle. Continue up the left side of the arena, circle the top of the arena, and staying at least twenty feet (six meters) from the walls or fence, run straight down the opposite or right side of the arena past the center marker and do a sliding stop. Back up at least ten feet (three meters). Hesitate.

6. Complete four spins to the right. Hesitate.

7. Complete four spins to the left. Hesitate to demonstrate completion of the pattern.

Ranch Riding Junior Rider:

RANCH RIDING - PATTERN 10



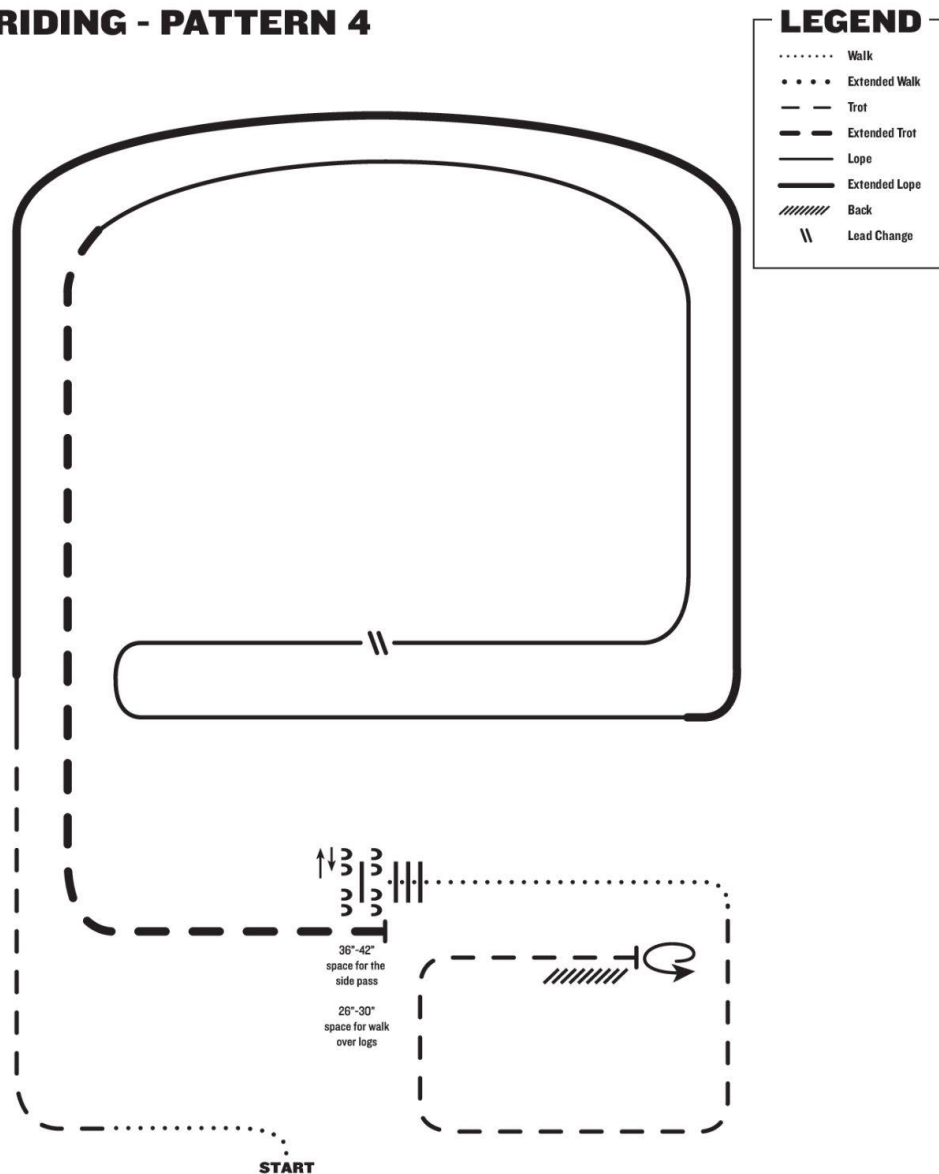
1. Walk
2. Extended trot
3. Walk
4. Stop, side pass left over log
5. Trot
6. Lope right lead
7. Extended lope right lead
8. Collect lope and change leads (simple or flying)
9. Lope left lead
10. Stop and back
11. 1/2 turn right
12. Trot

Note: The drawn description of this pattern is only intended for the general depiction of the pattern. Exhibitors should utilize the arena space to best exhibit their horses.

Revised 05-2021

Ranch Riding Senior Rider:

RANCH RIDING - PATTERN 4



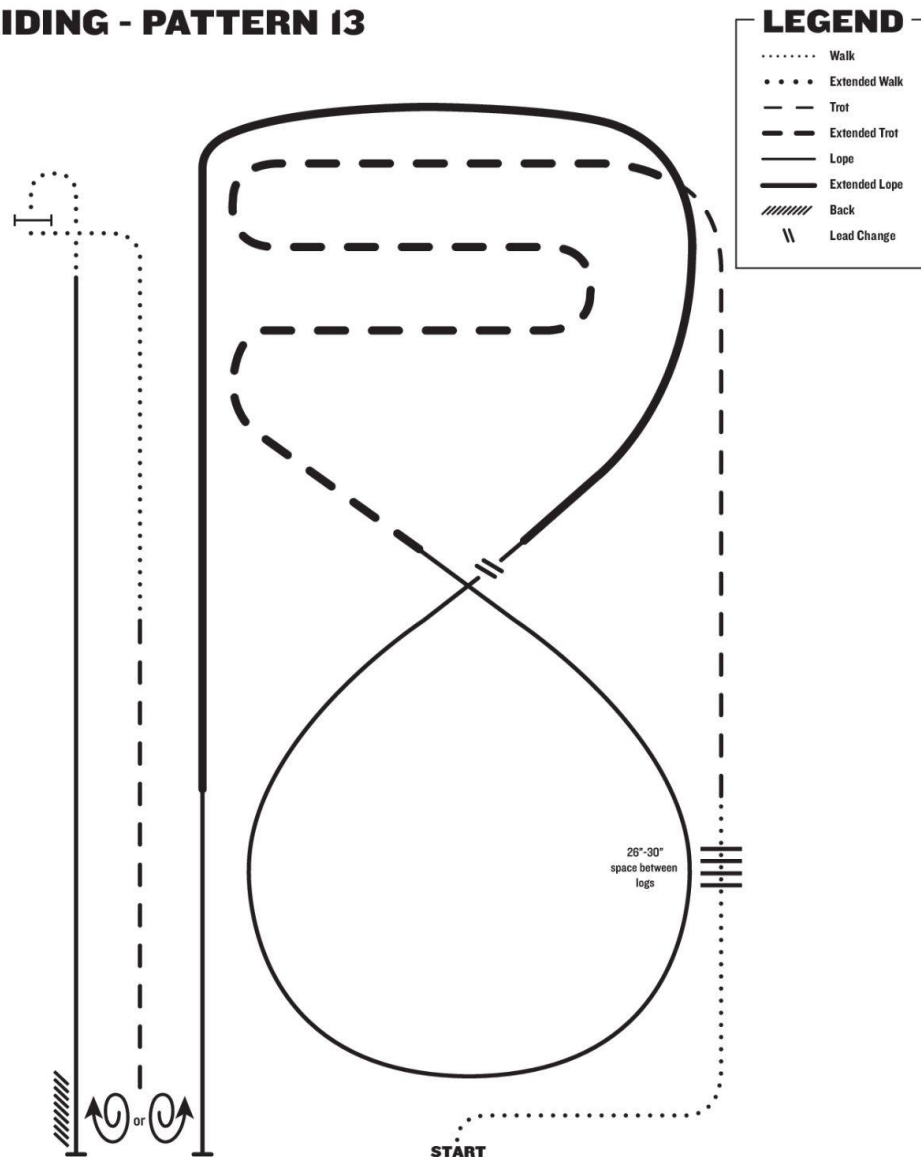
- I. Walk
2. Trot
3. Extended lope right lead
4. Lope right lead
5. Change leads (simple or flying)
6. Lope left lead
7. Extended trot
8. Stop, side pass left, side pass right, 1/2 way
9. Walk over logs
10. Walk
- II. Trot square
12. Stop, 360° turn left, and back

Note: The drawn description of this pattern is only intended for the general depiction of the pattern. Exhibitors should utilize the arena space to best exhibit their horses.

Revised 05-2021

Ranch Riding Open:

RANCH RIDING - PATTERN 13



1. Walk
2. Walk over logs
3. Trot
4. Extended trot serpentine
5. Lope right lead
6. Change leads (simple or flying)
7. Extended lope left lead, collect lope
8. Stop, 1 1/2 turn either direction
9. Trot
10. Walk to gate
11. Right hand push gate
12. Walk, lope left lead
13. Stop and back


Note: The drawn description of this pattern is only intended for the general depiction of the pattern. Exhibitors should utilize the arena space to best exhibit their horses.

Revised 05-2021


Centerfield Parking Diagram:

Horse trailers

Row 3 of Campers



Row 2 of capers



Row 1 of campers



Track Parking

